

PORTA TREE TIMING SYSTEMS

16 - ELITE 8

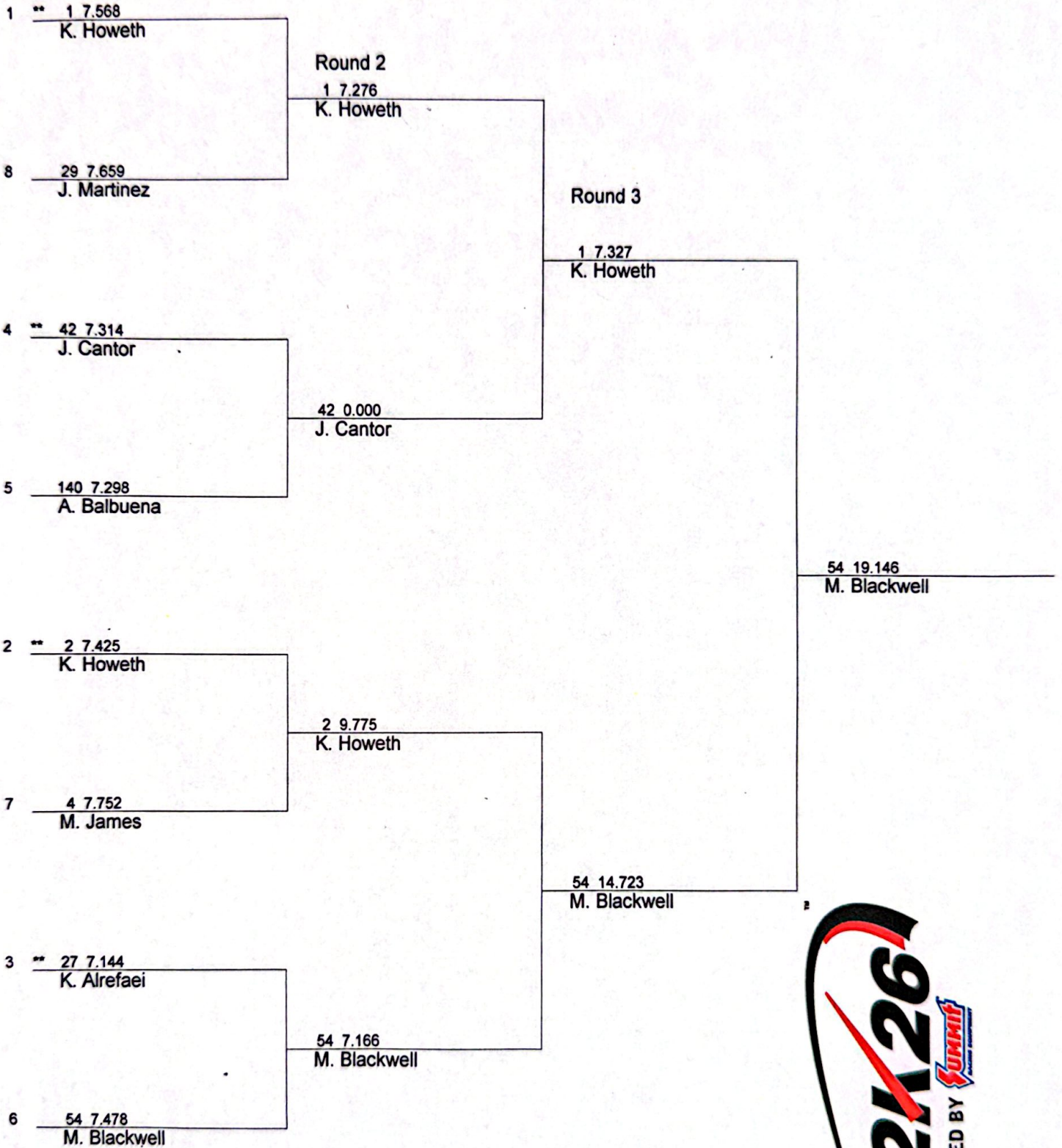
Elimination Run			Round: 1						
Entry	W/L	Run#	Driver Name	Index	RT	60Ft	Speed	ET	Vehicle Info
4	L	447	M. James	0.00	3.730	64.020	106.33	12.321	2015 Lamborghini
2	W	448	K. Howeth	0.00	3.503	64.830	132.31	9.775	2020 Lamborghini
27	L	449	K. Alrefaei	0.00	3.321	65.770	225.27	7.182	2014 Nissan
54	W	450	M. Blackwell	0.00	3.305	69.220	211.84	7.166	2018 Lamborghini
29	L	485	J. Martinez	0.00	3.277	66.840	211.49	7.672	2020 Audi
1	W	486	K. Howeth	0.00	3.448	68.180	178.53	7.276	2021 Lamborghini
42	W	493	J. Cantor	0.00	0.000	0.000	0.00	0.000	2022 Audi
140	D2	494	A. Balbuena	0.00	0.000	0.000	0.00	0.000	2020 Audi

Elimination Run			Round: 2						
Entry	W/L	Run#	Driver Name	Index	RT	60Ft	Speed	ET	Vehicle Info
54	DR	539	M. Blackwell	0.00	2.618	66.840	49.97	14.723	2018 Lamborghini
2	D2	540	K. Howeth	0.00	2.687	70.410	65.47	15.645	2020 Lamborghini
42	L	545	J. Cantor	0.00	3.976	59.630	216.08	8.210	2022 Audi
1	W	546	K. Howeth	0.00	4.199	58.530	228.18	7.327	2021 Lamborghini
54	W	551	M. Blackwell	0.00	2.365	68.520	214.88	7.208	2018 Lamborghini
2	L	552	K. Howeth	0.00	2.419	60.880	231.10	7.500	2020 Lamborghini

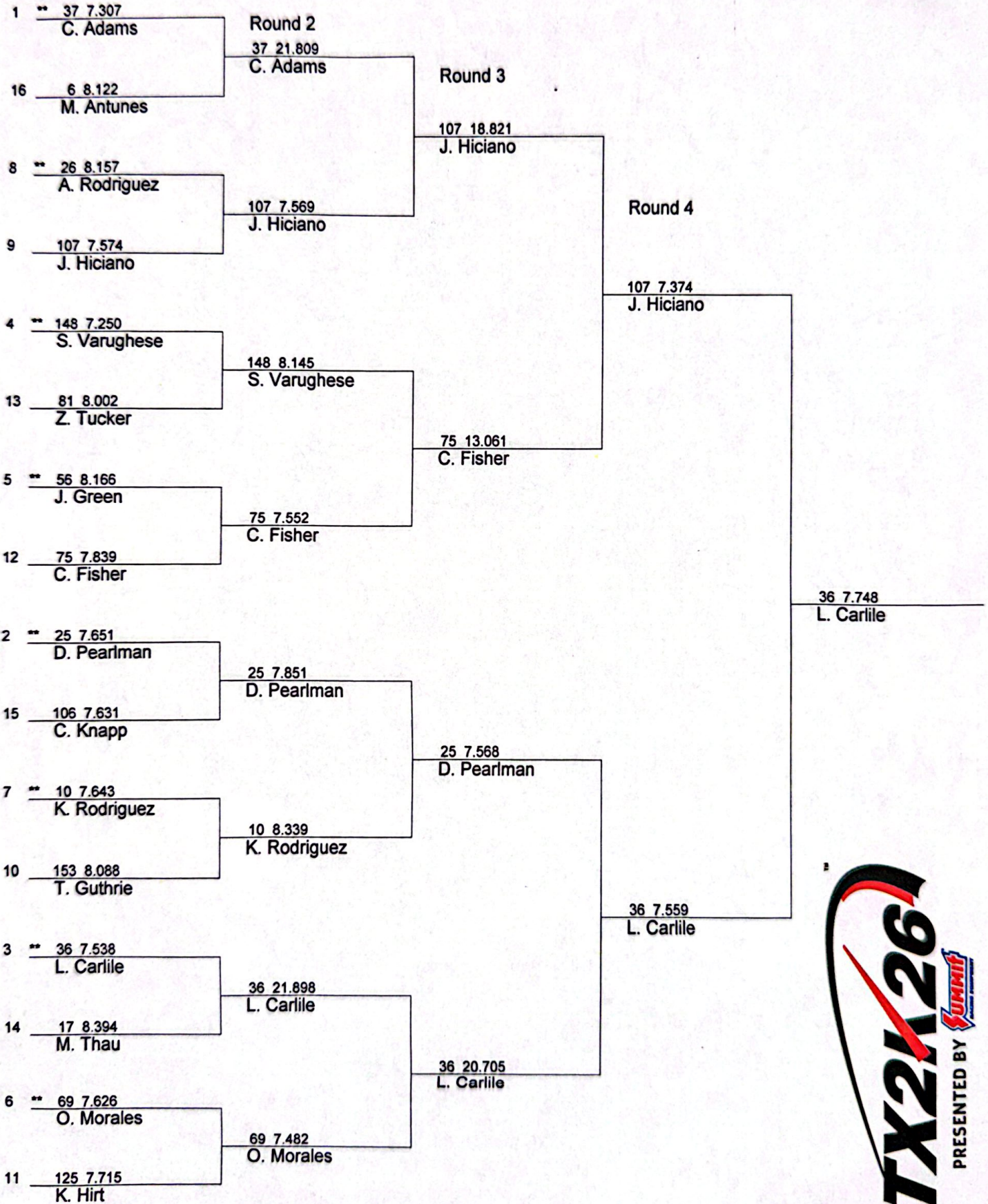
Elimination Run			Round: 3						
Entry	W/L	Run#	Driver Name	Index	RT	60Ft	Speed	ET	Vehicle Info
54	W	589	M. Blackwell	0.00	5.483	44.510	56.06	19.146	2018 Lamborghini
1	L	590	K. Howeth	0.00	8.035	45.400	56.23	18.373	2021 Lamborghini



8 Entries Cat: 16 - ELITE 8



16 Entries Cat: 17 - UNLIMITED



PORTA TREE TIMING SYSTEMS

17 - UNLIMITED

Elimination Run			Round: 1						
Entry	W/L	Run#	Driver Name	Index	RT	60Ft	Speed	ET	Vehicle Info
69	W	427	O. Morales	0.00	3.695	63.520	207.48	7.482	2012 Nissan
125	L	428	K. Hirt	0.00	4.050	62.740	206.23	7.979	2015 Lamborghini
26	L	431	A. Rodriguez	0.00	3.043	65.040	69.53	14.222	2020 Audi
107	W	432	J. Hiciano	0.00	3.112	60.700	208.29	7.569	2012 Nissan
10	W	433	K. Rodriguez	0.00	3.593	59.720	159.40	8.339	2018 Nissan
153	L	434	T. Guthrie	0.00	3.903	69.460	192.92	8.248	2018 Audi
148	W	435	S. Varughese	0.00	3.276	66.740	199.62	8.145	2012 Lamborghini
81	L	436	Z. Tucker	0.00	3.282	65.980	199.42	8.154	2016 Dodge
37	W	443	C. Adams	0.00	2.708	58.530	32.72	21.809	2020 Audi
6	D2	444	M. Antunes	0.00	3.333	70.410	82.25	11.108	2010 Nissan
25	W	455	D. Pearlman	0.00	3.757	58.950	192.34	7.851	2019 Lamborghini
106	L	456	C. Knapp	0.00	3.935	62.840	196.70	8.104	2015 Nissan
56	L	457	J. Green	0.00	3.173	66.200	196.45	8.713	2009 Nissan
75	W	458	C. Fisher	0.00	3.245	67.060	204.50	7.552	2016 Ford
36	W	475	L. Carlile	0.00	2.368	63.030	34.66	21.898	2020 Audi
17	D2	476	M. Thau	0.00	3.689	64.730	53.80	17.846	2012 Lamborghini

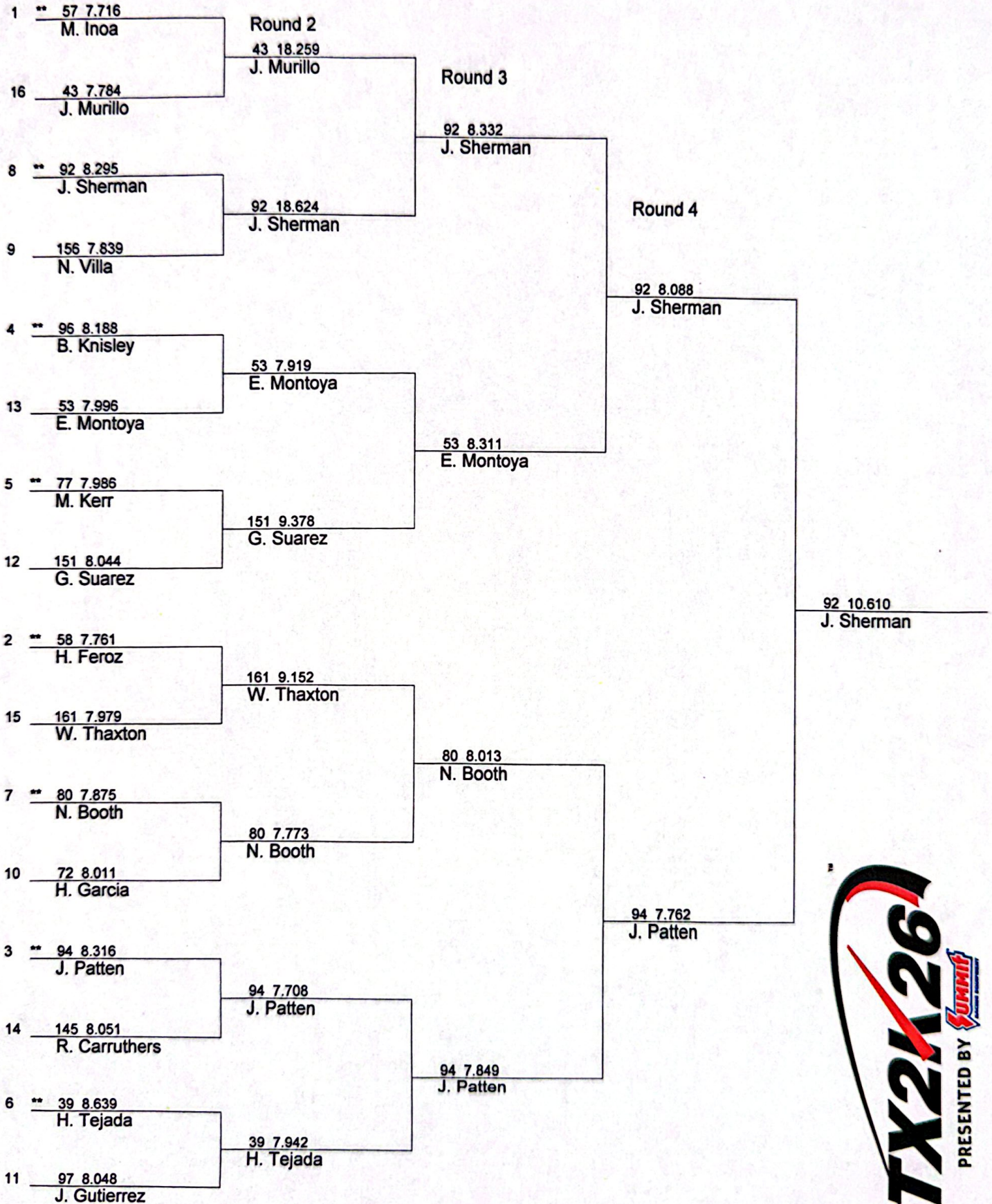
Elimination Run			Round: 2						
Entry	W/L	Run#	Driver Name	Index	RT	60Ft	Speed	ET	Vehicle Info
25	W	527	D. Pearlman	0.00	3.120	66.090	187.32	7.568	2019 Lamborghini
10	L	528	K. Rodriguez	0.00	3.055	66.840	120.30	9.099	2018 Nissan
37	D2	529	C. Adams	0.00	0.000	0.000	0.00	0.000	2020 Audi
107	W	530	J. Hiciano	0.00	5.292	44.810	66.70	18.821	2012 Nissan
148	D2	531	S. Varughese	0.00	0.000	0.000	0.00	0.000	2012 Lamborghini
75	W	532	C. Fisher	0.00	4.304	57.700	98.30	13.061	2016 Ford
36	W	535	L. Carlile	0.00	3.403	67.510	40.94	20.705	2020 Audi
69	D2	536	O. Morales	0.00	3.983	77.190	85.30	10.744	2012 Nissan

Elimination Run			Round: 3						
Entry	W/L	Run#	Driver Name	Index	RT	60Ft	Speed	ET	Vehicle Info
75	L	567	C. Fisher	0.00	3.307	65.880	203.74	7.511	2016 Ford
107	W	568	J. Hiciano	0.00	3.219	68.990	196.36	7.374	2012 Nissan
25	L	569	D. Pearlman	0.00	2.569	62.360	209.81	7.769	2019 Lamborghini
36	W	570	L. Carlile	0.00	2.593	65.140	211.13	7.559	2020 Audi

Elimination Run			Round: 4						
Entry	W/L	Run#	Driver Name	Index	RT	60Ft	Speed	ET	Vehicle Info
36	W	585	L. Carlile	0.00	3.554	63.330	210.56	7.748	2020 Audi
107	L	586	J. Hiciano	0.00	3.683	68.410	196.67	7.845	2012 Nissan



16 Entries Cat: 18 - SUPER SPORT



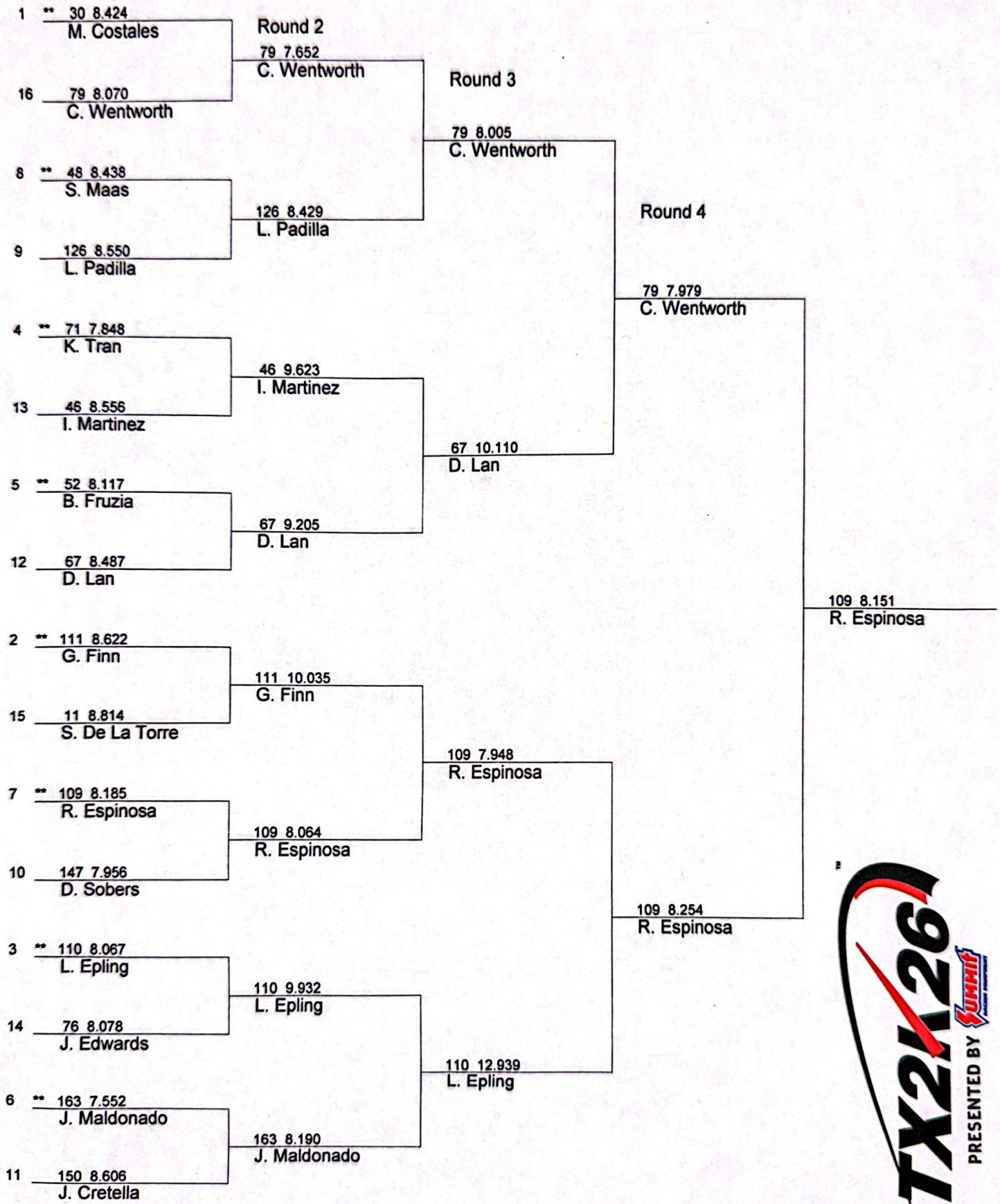
PORTA TREE TIMING SYSTEMS

18 - SUPER SPORT

Elimination Run			Round: 1						
Entry	W/L	Run#	Driver Name	Index	RT	60Ft	Speed	ET	Vehicle Info
96	L	461	B. Knisley	0.00	3.956	67.840	194.90	8.237	2017 Nissan
53	W	462	E. Montoya	0.00	4.246	68.750	191.88	7.919	2014 Nissan
97	L	463	J. Gutierrez	0.00	3.494	63.130	192.73	8.112	2015 Nissan
39	W	464	H. Tejada	0.00	3.625	65.560	201.70	7.942	2010 Nissan
94	W	467	J. Patten	0.00	3.549	68.520	199.08	7.708	2018 Nissan
145	L	468	R. Carruther	0.00	3.524	68.750	194.52	7.787	2012 Nissan
80	W	469	N. Booth	0.00	3.766	65.560	193.80	7.773	2012 Nissan
72	L	470	H. Garcia	0.00	3.838	66.200	202.44	8.003	2015 Nissan
161	W	477	W. Thaxton	0.00	3.164	45.150	186.36	9.152	2018 Audi
58	D2	478	H. Feroz	0.00	0.000	0.000	0.00	0.000	2023 Lamborghini
77	L	479	M. Kerr	0.00	3.995	57.220	69.11	15.463	1994 Acura
151	W	480	G. Suarez	0.00	4.573	63.030	156.21	9.378	2018 Lamborghini
92	W	491	J. Sherman	0.00	2.778	67.170	47.04	18.624	2009 Nissan
156	D2	492	N. Villa	0.00	2.974	71.640	43.62	19.437	2017 Lamborghini
57	D2	497	M. Inoa	0.00	0.000	0.000	0.00	0.000	2017 Audi
43	W	498	J. Murillo	0.00	2.993	42.090	66.22	18.259	2019 Ford
Elimination Run			Round: 2						
92	W	517	J. Sherman	0.00	3.370	62.940	195.19	8.332	2009 Nissan
43	L	518	J. Murillo	0.00	3.734	68.520	186.95	8.263	2019 Ford
94	W	519	J. Patten	0.00	2.635	64.730	198.90	7.849	2018 Nissan
39	L	520	H. Tejada	0.00	2.839	62.360	111.26	9.810	2010 Nissan
80	W	523	N. Booth	0.00	3.212	62.840	199.62	8.013	2012 Nissan
161	L	524	W. Thaxton	0.00	3.526	64.320	193.27	8.207	2018 Audi
53	W	533	E. Montoya	0.00	2.684	66.840	185.62	8.311	2014 Nissan
151	D2	534	G. Suarez	0.00	3.042	78.670	118.09	9.440	2018 Lamborghini
Elimination Run			Round: 3						
80	L	573	N. Booth	0.00	3.535	65.560	207.82	7.854	2012 Nissan
94	W	574	J. Patten	0.00	3.831	69.220	198.72	7.762	2018 Nissan
92	W	575	J. Sherman	0.00	4.094	63.030	195.98	8.088	2009 Nissan
53	L	576	E. Montoya	0.00	4.284	67.730	192.61	7.979	2014 Nissan
Elimination Run			Round: 4						
94	D2	587	J. Patten	0.00	0.000	0.000	0.00	0.000	2018 Nissan
92	W	588	J. Sherman	0.00	5.804	52.250	105.49	10.610	2009 Nissan



16 Entries Cat: 19 - SPORT



PORTA FREE TIMING SYSTEMS

19 - SPORT

Elimination Run			Round: 1						
Entry	W/L	Run#	Driver Name	Index	RT	60Ft	Speed	ET	Vehicle Info
109	W	489	R. Espinosa	0.00	2.396	67.510	186.18	8.064	2017 Audi
147	L	490	D. Sobers	0.00	2.575	60.070	185.15	8.075	2015 Lambo
76	L	499	J. Edwards	0.00	2.926	61.150	51.09	19.035	1987 BMW
110	W	500	L. Epling	0.00	3.014	61.800	108.96	9.932	2017 Audi
71	L	501	K. Tran	0.00	2.367	58.440	115.96	11.103	2018 Lamborghini
46	W	502	I. Martinez	0.00	2.893	67.280	120.92	9.623	1995 Toyota
30	L	503	M. Costales	0.00	3.154	60.430	178.52	8.405	2022 Lamborghini
79	W	504	C. Wentworth	0.00	3.256	67.840	188.25	7.652	2017 Nissan
150	L	505	J. Cretella	0.00	2.332	63.920	182.11	8.586	2015 Lamborghini
163	W	506	J. Maldonado	0.00	2.377	62.550	150.66	8.190	2010 Nissan
111	W	507	G. Fida	0.00	2.560	70.290	89.93	10.035	1994 Toyota
11	D2	508	S. De La Tor	0.00	0.000	0.000	0.00	0.000	2005 Chevrolet
52	D2	509	B. Fruzia	0.00	0.000	0.000	0.00	0.000	1993 Toyota
67	W	510	D. Lan	0.00	2.602	60.430	147.16	9.205	2017 Audi
48	D2	511	S. Maas	0.00	0.000	0.000	0.00	0.000	1994 Toyota
126	W	512	L. Padilla	0.00	2.591	57.780	183.11	8.429	2017 Audi
Elimination Run			Round: 2						
126	L	547	L. Padilla	0.00	2.929	54.260	182.27	8.563	2017 Audi
79	W	548	C. Wentworth	0.00	3.322	63.720	184.71	8.005	2017 Nissan
111	L	553	G. Fida	0.00	3.003	64.320	183.36	8.742	1994 Toyota
109	W	554	R. Espinosa	0.00	3.045	67.170	185.66	7.948	2017 Audi
110	W	557	L. Epling	0.00	2.387	53.200	89.11	12.939	2017 Audi
163	D2	558	J. Maldonado	0.00	0.000	0.000	0.00	0.000	2010 Nissan
67	W	561	D. Lan	0.00	2.844	66.740	125.78	10.110	2017 Audi
46	D2	562	I. Martinez	0.00	3.105	72.020	135.89	9.698	1995 Toyota
Elimination Run			Round: 3						
67	L	579	D. Lan	0.00	3.653	63.720	176.33	8.711	2017 Audi
79	W	580	C. Wentworth	0.00	3.811	69.460	186.06	7.979	2017 Nissan
109	W	581	R. Espinosa	0.00	3.330	62.360	164.51	8.254	2017 Audi
110	L	582	L. Epling	0.00	3.299	58.530	79.57	12.072	2017 Audi
Elimination Run			Round: 4						
109	W	583	R. Espinosa	0.00	4.253	63.420	185.52	8.151	2017 Audi
79	L	584	C. Wentworth	0.00	4.374	67.510	183.34	7.764	2017 Nissan

